

2025 ANNUAL REPORT

VICTORIAN ATHLETIC LEAGUE



CONTENTS

Corporate Directory.....	3
President's Report.....	4-5
Chief Stewards Report.....	6
VAL Board Members.....	7
Governance.....	8
Our Athletes.....	10
Our Events.....	11
Winners List.....	12-15
Running Warriors.....	16
Placings	17
Prizemoney	18
Event Legends	19-21
Financial Overview.....	22
Draft Calendar 2025-2026.....	23
Life Members.....	24
VAL Partners.....	25
Appendices.....	26

Corporate Directory

Level 1 Athletics House, Lakeside Stadium
 31 Aughtie Drive
 Albert Park, Victoria, Australia 32056
 Email: val@val.org.au



CORPORATE DIRECTORY






Victorian Athletic League Office

Level 1 Athletics House, Lakeside Stadium
31 Aughtie Drive
Albert Park, Victoria, Australia 32056
Phone: 03 4239 0211

Accountant

Harper Group
3/506 Nepean Hwy
Frankston Victoria 3199

Contacts

-  val@val.org.au
-  www.val.org.au
-  <https://www.facebook.com/victorianathleticleague/>
-  <https://twitter.com/VictorianAthLea>
-  <https://www.instagram.com/victorianathleticleague/>

Auditor

Audax Consulting
83 Hight Street
Heathcote Victoria 3523

Staff

Name	Position
Kim McDonough	Administration Officer
Colin Lane	Administration Officer

Officials

Name	Position	Name	Position
Richard Wearmouth	Chief Steward	Nila Blennerhassett	Results
Chad Ryan	Steward	Brendan Bailey	Transport/Equipment
John Henry	Steward	Diane Tzilantonis	Colour Tent
Colin Lane	Handicapper	Ollie Wurm	Race caller
Jono Rogers	Handicapper	Matthew Webster	Starter
Kim McDonough	Handicapper	Brendan Ferrari	Starter
Chloe Blennerhasset	Photo Finish	Rob McIntosh	Starter
Rob Jones	Photo Finish	Graeme Humphrey	Starter
Shane Roberts	Photo Finish	Kieren McIntosh	Starter
Joe Spenceley	Photo Finish	Terry O'Donnell	Race Referee
Max Blennerhasset	Photo Finish/Media	Terry O'Donnell	Bookmakers Supervisor
Sam Blennerhassett	Results/ social media		

PRESIDENTS REPORT

Matthew McDonough

It is with great pride and appreciation that I present the President's Report for the 2024–2025 season of the Victorian Athletic League (VAL).

Having served on the Board since 2020 and in the role of President for the past four seasons, this moment offers both a chance to reflect and to look forward. The journey has not always been without challenge, but the progress we have made as an organisation is both undeniable and deeply rewarding.

This past season represents a high watermark in the League's modern history. Across every major metric—participation, financial performance, public engagement, and stakeholder relationships—the VAL is in the strongest position it has been in for decades.

Membership has seen sustained growth, rising by 27% over the past three seasons. Event entries surged again this year by 28%, and by 58% since 2020. Notably, our junior participation continues to rise, and for the past two seasons we have proudly delivered equal prizemoney across male and female categories—an achievement that reinforces our commitment to equality and inclusion.

Our financial position has also strengthened considerably. This season alone, revenue grew by 16%, bringing our four-year growth to 51%. Most impressively, our net profit increased by 796% this year—an overall rise of 531% over the past four years. These outcomes are the result of strong stewardship, deliberate planning, and a clear strategic vision.

In a significant milestone for the VAL, we successfully secured several new league sponsors and, for the first time, a naming rights partner. This is a momentous achievement and one that underpins both the financial stability and the forward momentum of the League. I extend my thanks to those who played a role in this breakthrough.

Our digital presence has also been completely revitalised. Through a strategic partnership formed 3 years ago with Didier from Fixon Media, we have seen exponential growth in engagement. Instagram

increased by 586%, Facebook by 181%, and our race video content reached 34.9 million views—a 591% increase. These figures speak not only to the excitement of our events but also to the broadening interest in the sport across communities.

Operational improvements have continued in parallel. This season saw the implementation of a new membership and race-day results database, improving efficiency and enhancing the athlete and spectator experience. Our collaboration with leagues nationally, particularly the strengthened relationship with SAAL, is among the best it has been—setting the tone for greater unity and shared ambition across the sport.

We also proudly hosted and steered two major VAL events—Geelong Gift and Bendigo Gift, both were a great success. In collaboration with the Stawell Athletic Club, SGEM, and 360 Events we supported one of the most successful Stawell Gift Carnivals in more than two decades. After years of decline in distance running participation, we are now seeing a slight resurgence, with participation numbers increasing 8% this year.

These results are only possible thanks to the extraordinary efforts of many. I extend my deep thanks to our athletes, volunteers, clubs, sponsors, and supporters who form the backbone of our sport. The Office Administrator role began in challenging circumstances but has been critical in ensuring a successful season and continues to flourish.

While we have every reason to celebrate, it is equally important to acknowledge that we stand at a critical juncture. Strong foundations and momentum have been built, but ongoing progress will depend on continued collaboration, aligned leadership, and a willingness to put the interests of the sport above all else. The future of the VAL requires unity, strategic clarity, and an enduring commitment to innovation.

I have again enjoyed and feel honoured to serve as VAL President. I have always sought to act in the best interests of the sport, even when that meant navigating differences of opinion and competing priorities. Progress is rarely linear, but the results achieved over the past four years reflect what is possible when the focus remains on the greater good.

As we look to the next chapter, I have full confidence that—if we hold true to the values that define us—the Victorian Athletic League will continue to grow, inspire, and lead.

Thank you all for your ongoing support. A special thanks to my wife Kim and boys, Harry & Jack, without their support this role would not be possible.

I look forward to seeing you next season.

Regards,

Matthew McDonough
President
Victorian Athletic League



CHIEF STEWARDS REPORT

Richard Wearmouth

This season started off with a few complications. The loss of our CEO forced Kim McDonough to take on the role and with the new SAAL system in place it was a momentous role that she conquered. My role as Chief Steward was made much easier by her support and expertise.

Our numbers were up substantially which impacted on stewards and handicappers but was the catalyst for a very successful season and a fantastic Stawell.

The VAL had a terrific season and this is only possible because of the enormous efforts by the participating clubs. As a panel we were looked after by all clubs with ample support, food and drink.

The ground preparations were much improved with handicap marks provided and good surfaces. It would be good if the clubs could provide posts every ten metres on the circular track so that athletes can see the line and run outside it.

The competing athlete numbers were excellent with competitive racing each week. A few athletes were asked to front the stewards for various reasons and a percentage of these would be reduced if pre-race correspondence detailing issues was given.

We have sent some suggestions to the Board and HRP to peruse and feel that they may be helpful to the development of our sport. There needs to be an alignment between VAL handicapping/stewarding and some of our outdated rules. At the moment there is ambiguity within and while we know the board continually works on this, it is an area that we must not relax on.

Track allowances are an issue each season and while conditions may vary from year to year it might be clearer to nominate allowances for the fast tracks before the season commences. Any amendments may be made after the meeting.

The 14 day injury suspension is also a concern with when does the suspension commence with meetings on Saturdays and Sundays, it may be more practical to have meeting suspensions rather than days.

The stewarding panel were stalwarts during the season, I convey a big thank you to the cohorts Chad Ryan and John Henry who were diligent every week.

Referees Terry O'Donnell and Sue Dunbar must also be acknowledged while Matt Boyes must also be thanked for his support and help at Stawell. The tent crew led by Nila are tremendous support for myself and handicappers.

We must work closely with all handicappers and as a steward I deeply appreciated the help and support from them. These people do a wonderful job to keep the VAL operating on a weekly basis. Thank you to Colin, Jono and Kim. It is very gratifying to have director of handicapping Colin whose expertise, fairness and honesty benefits our sport immensely.

Regards

Richard Wearmouth
Chief Steward



VAL BOARD MEMBERS

- **Matthew McDonough**
President
Appointed 2020
- **Katie Moore**
Vice President
Appointed 2022
- **Mathew Boyes**
Director
Appointed 2011
- **Craig Burnett**
Director
Appointed 2023
- **David Griffin**
Director
Appointed 2024
- **Todd Ireland**
Director
Appointed 2023
- **Dominic Condello**
Director
Appointed 2020
- **Les Williams**
Director
Appointed 2023
- **Diane Tzilantonis**
Director
Appointed 2024
- **Kirrily Burnett**
VRTA Representative
Appointed 2020 (Resigned 22/4/2025)



GOVERNANCE

Overview

The Victorian Athletic League (VAL) is an incorporated association under the Associations Incorporation Reform Act 2012 (Vic). 19345. Its purposes are set out in the constitution:

- (a) To acquire all assets and assume all responsibility for the payment of all financial liabilities of the incorporated association known as the Victorian Athletic League Inc.
- (b) To promote a greater community awareness of professional foot running and its contribution to the community generally.
- (c) To undertake and assume the control and conduct of athletic events conducted at meetings sanctioned by the Association, and to affiliate and/or likewise liaise with such bodies as have similar (in whole or in part) purposes.
- (d) On behalf of its Members to ensure that all athletic meetings held under the auspices of the Association are conducted in accordance with the rules and Regulations of the Association, and to appoint officials to supervise athletic meetings and to order examinations of any person involved in such meetings as to their performance, conduct or identity.
- (e) On behalf of its members to deal with any breach of the rules and Regulations set down by the Association for participation in athletic meetings by clubs, societies, managing bodies or individuals, and to endorse or remove any disqualifications or suspensions which result from any breach of the rules by Clubs, societies, managing bodies or individuals.
- (f) To reciprocate with any recognised athletic, cycling, running, swimming or other association promoting the pursuit of athletic activities, provided always that any such activities must not be conducted for the purpose of profit or gain to the association's individual members.

GOVERNANCE

Rules and Regulations

The Committee may make regulations and/or by-laws and alter, amend or rescind the same as occasions may require, and enforce penalties for their breach. Such regulations and by-laws shall have the same force and effect as the Rules but shall not be in any way opposed or in conflict with the Rules. Such Regulations and by-laws shall be available for inspection in the League premises and duly circulated to Members.

[VAL Regulations HERE](#)

[VAL Handicap Regulations HERE](#)

Membership

The Members shall be, and shall be divided into, the following classes:

- (a) Affiliated Members (Clubs)
- (b) Life Members.
- (c) Registered Athletes and Trainers

Quorum

14.2 No item of business shall be transacted at a General Meeting unless a quorum of Members entitled under the Rules to vote is

Seven Members entitled to vote personally present (by way of Delegate or otherwise) constitute a quorum for the transaction of the business at a General Meeting.

Voting at General Meetings

17.1 Members shall have the following voting rights in General Meeting.

(a) Affiliated Members shall be entitled to appoint one Delegate, each of whom shall be entitled to participate in debate and exercise one vote on behalf of his Affiliated Member at General Meetings of the Association.

(b) Registered Athletes and Trainers shall not be entitled to vote, but shall be entitled to participate in debate, at general meetings of the Association; and

(c) Life Members shall not be entitled to vote, but shall be entitled to participate in debate, at general meetings of the Association.

All votes shall be given personally, or by proxy.

A question arising at a General Meeting of the Association shall be determined by a show of hands, unless a Member requests a poll.

In the case of an equality of voting on a question, the Chairperson of the meeting may exercise a second or casting vote.



OUR ATHLETES

Membership

CATEGORY	2021-2022	2022-2023	2023-2024	2024-2025	GROWTH 1 YR	GROWTH 3YR
<u>VICTORIA</u>						
Open	294	319	310	336	8%	5%
Masters Only		48	52	73	40%	52%
Distance Only		55	52	54	4%	-2%
Junior U/18		128	110	149	35%	16%
Junior - Little Athletics Member		90	123	123	0%	37%
Junior - U/14	33				0%	0%
Student	106				0%	0%
1 Meet Trial		57	52	144	177%	153%
3 Meet Trial		65	29	95	228%	46%
Coach/Trainer	19	28	25	32	28%	14%
Total	452	790	753	1,006	34%	27%



OUR EVENTS

Race Entries

MEETING	2021-22	2022-23	2023-24	2024-25		VAR (1 YR)	VAR (4YR)
				ENTRIES	ATHLETES		
Ballarat	753	822	832	1004	408	21%	33%
Bendigo	466	445	591	734	349	24%	58%
Braybrook (Maribyrnong)	546	585	-	730	364	-	34%
Castlemaine	641	567	553	726	335	31%	13%
Cobden	-	-	327	433	197	32%	-
Docklands	420	-	-	-	-	-	-
Essendon	-	475	570	660	333	16%	-
Frankston	535	564	609	703	323	15%	31%
Geelong	573	544	501	843	400	68%	47%
Hastings	624	-	-	-	-	-	-
Jack Giddy (NSW)	-	139	154	243	109	58%	-
Keilor	-	504	605	-	-	-	-
Lancefield	-	-	-	575	275	-	-
Macksville (NSW)	-	-	129	-	-	-	-
Maryborough	-	530	502	672	295	34%	-
Meadowglen	320	-	-	-	-	-	-
Mortlake	-	-	305	376	181	23%	-
Newcastle (NSW)	-	246	194	199	96	3%	-
Waverley	557	615	710	783	369	10%	41%
Beachside (Parkdale)	745	800	821	974	480	19%	31%
Rye	-	653	630	755	339	20%	-
Seymour	-	-	-	620	307	-	-
Ringwood	560	590	562	572	312	2%	2%
St Albans	520	520	503	-	-	-	-
Shepparton	-	422	410	501	227	22%	-
Stawell	1503	1586	1656	1896	771	14%	26%
Terang	364	417	431	598	278	39%	64%
Wangaratta	505	445	475	615	261	29%	22%
Warrnambool	416	477	484	712	290	47%	71%
Total	10,048	11,946	12,425	15,924	7,299	28%	58%

WINNERS LIST

2024-2025 Season Race Winners

COBDEN			
EVENT	WINNER	H'CP	TIME
70m Open	Elijah Cross	4.75m	7.678
100m Masters Over 35	Matthew Harvey	5.75m	11.383
100m Open Men	Mitchell ONeill	3.25m	10.484
100m Open Women	Amelia Spenceley	8.00m	11.520
100m Under 14 Mixed	Oliver McDougall	20.00m	12.210
100m Under 18 Mixed	Archie Minett	5.25m	11.052
300m Masters Over 35	Rob Italia	42.00m	36.244
300m Open Men	Cameron Moss	26.00m	33.647
300m Open Women	Kylee Drew	15.00m	39.454
800m Masters Over 45	Brendan Norden	194.00m	2:05
1600m Open	Cooper Lubeck	130.00m	4:19

ESSENDON			
EVENT	WINNER	H'CP	TIME
70m Open Men	Chris Vi	5.00m	7.531
70m Open Women	Bella Pasquali	3.00m	8.188
100m Masters Over 35	Scott Rowsell	7.75m	11.013
100m Restricted	Anthney Naveen	8.50m	10.554
100m Under 14 Mixed	Isabella Boulton	11.00m	11.730
100m Under 18 Boys	Jack Kinnersly	25.25m	10.667
100m Under 18 Girls	Isabella Boulton	11.25m	11.617
200m Open Men	Endale Mekonnen	9.00m	20.460
200m Open Women	Sophie Stokes	24.00m	23.375
300m Masters Over 35	Paul Tancredi	4.00m	36.286
550m Open	Cameron Moss	34.00m	1:11
800m Masters Over 45	Andrew Drummond	114.00m	2:01
1600m Open	Joshua Sait	180.00m	4:06

WARRNAMBOOL			
EVENT	WINNER	H'CP	TIME
70m Open Men	Jared Glover	4.50m	7.655
70m Open Women	Grace Crowe	3.50m	8.296
120m Masters Over 35	Attila Baranyay	4.00m	13.542
120m Open Men	Timothy Delahunty	7.50m	12.404
120m Open Women	Emma Carr	12.00m	13.961
120m Under 14 Mixed	Luke Harrison	1.00m	14.070
120m Under 18 Boys	Harry Scurrah	12.00m	12.793
120m Under 18 Girls	Scarlett Poole	18.00m	14.233
300m Age Graded	Robert Mayston	72.00m	31.811
300m Masters Over 35	Adrian Bender	15.00m	37.487
300m Open Men	Endale Mekonnen	12.00m	33.972
300m Open Women	Txai Anglin	15.00m	38.391
300m Under 14 Mixed	Finn Irwin	32.00m	40.008
300m Under 18 Mixed	Oakly Davies	48.00m	32.931
800m Masters Over 45	Greg Denner	150.00m	2:02
800m Open	William Callaghan	30.00m	1:56
1600m Open	Anna Kasapis	240.00m	4:16

MORTLAKE			
EVENT	WINNER	H'CP	TIME
70m Open	Patrick McCarthy	8.75m	7.705
120m Masters Over 35	Daniel Martin	13.00m	13.551
120m Open Men	Michael Moschou	3.25m	12.592
120m Open Women	Kayla Montagner	6.25m	13.961
120m Under 14 Mixed	Oliver McDougall	22.00m	14.794
120m Under 18 Mixed	Archie Minett	5.00m	13.347
300m Masters Over 35	Rob Italia	38.00m	36.475
400m Open Men	Jack Colgrave	24.00m	48.385
400m Open Women	Kylee Drew	20.00m	57.192
800m Masters Over 45	Matt Jones	160.00m	2:09
1600m Open	Tez Kavanagh-Dando	230.00m	4:14

LANCEFIELD			
EVENT	WINNER	H'CP	TIME
70m Open	Isaac Malamatinas	6.25m	7.560
120m Masters Over 35	Ross Langbein	4.00m	13.061
120m Open Men	Jasper Thomas	5.75m	12.220
120m Open Women	Clare De Salis	7.00m	13.548
120m Under 14 Mixed	Alicia Crowley	20.00m	14.443
120m Under 18 Boys	Christian Pasquali	9.00m	12.977
120m Under 18 Girls	Sarah Crowley	17.75m	14.182
300m Masters Over 35	Leigh Bennett	0.00m	37.412
400m Open Men	Cameron Moss	32.00m	47.386
400m Open Women	Bella Pasquali	8.00m	53.249
400m Under 18 Mixed	Jack Kinnersly	86.00m	48.696
800m Open	Aric Reimers	40.00m	1:56
1600m Open	Greg Hilson	290.00m	4:22

TERANG			
EVENT	WINNER	H'CP	TIME
70m Open	Timothy Delahunty	4.25m	7.814
120m Masters Over 35	Attila Baranyay	3.25m	13.740
120m Open Men	John Evans	9.00m	12.431
120m Open Women	Imogen Nobbs	17.00m	14.089
120m Under 14 Mixed	Finn Irwin	15.25m	14.463
120m Under 18 Boys	Jack Kinnersly	28.00m	13.044
120m Under 18 Girls	Emma Wilson	12.50m	14.420
300m Masters Over 35	Laura McDougall	49.00m	37.235
400m Open Men	Nathan Livitsanos	27.00m	49.733
400m Open Women	Sophie Stokes	38.00m	55.532
400m Under 18 Mixed	Archie Minett	28.00m	49.737
800m Open	Sam Kean	60.00m	2:00
1600m Open	Richard Wade	255.00m	4:20

WINNERS LIST

2024-2025 Season Race Winners

WAVERLEY

EVENT	WINNER	H'CP	TIME
70m Open	Ross Langbein	7.00m	7.588
100m Open Men	Hamish Lindstrom	2.50m	10.494
100m Open Women	Chiara Santiglia	5.75m	11.815
100m Under 14 Mixed	Will Boulton	16.50m	12.175
100m Under 18 Boys	Cody Lyon	15.00m	10.948
100m Under 18 Girls	Erin Limpens	15.00m	11.586
100m Masters Over 35	Aidan Debernardi	0.00m	11.482
300m Masters Over 35	Zander Mcdougall	38.00m	36.835
300m Open Women	Sophie Stokes	30.00m	38.437
400m Open Men	Hamish Hopkins	30.00m	48.250
800m Masters Over 45	Sue Anderson	210.00m	2:02
800m Open	Kyle Hilson	164.00m	1:55
1600m Open	Liam Denner	185.00m	4:11

MARYBOROUGH

EVENT	WINNER	H'CP	TIME
70m Open	Hayden Petherick	9.75m	7.611
70m Open Women	Lavinia Male	8.00m	8.411
120m Masters Over 35	Anne Rossi	25.00m	13.229
120m Open Men	Asthika Koswattage	6.75m	12.734
120m Open Women	Nyajima Jock	6.00m	14.026
120m Under 14 Mixed	Zarli Best	19.50m	14.794
120m Under 18 Boys	Joel Cedric Ebomo Zoalang	6.50m	12.924
120m Under 18 Girls	Aaliyah Zoalang	20.00m	14.196
200m Open	Declan Berne	20.00m	21.735
300m Masters Over 35	Nicole Berridge	34.00m	36.142
400m Open Men	Ben Wilson	29.00m	47.802
400m Open Women	Natalie Kennedy	64.00m	54.646
400m Under 18 Mixed	Georgia Benton	74.00m	48.850
800m Open	Tez Kavanagh-Dando	106.00m	1:53
1600m Masters Over 35	Luke Matthews	280.00m	4:23
1600m Open	Liam Hanrahan	110.00m	4:14

RYE

EVENT	WINNER	H'CP	TIME
70m Open	Jesse Mckenna	3.25m	7.542
70m Restricted	Ronan Berne	4.50m	7.922
120m Open Men	Jesse Cordoma	8.25m	12.151
120m Open Women	Alexia Loizou	3.50m	13.461
120m Under 14 Mixed	Finn Polkinghorne	25.50m	14.652
120m Under 18 Boys	Aidan Martin	9.75m	13.059
120m Under 18 Girls	Alice Hollingsworth	9.00m	14.074
300m Masters Over 35	Michelle Dean	55.00m	35.757
400m Open Men	Matt Standfield	45.00m	48.140
400m Open Women	Clea Clifford	26.00m	55.580
400m Under 18 Mixed	Sienna Gec	76.00m	48.248
800m Masters Over 45	Mark Boxer	145.00m	2:00
800m Open	Adrian Bender	84.00m	1:55
1600m Open	Daniel Noden	140.00m	4:13

SEYMOUR

EVENT	WINNER	H'CP	TIME
70m Open	Hayden Anderson	3.75m	7.552
120m Open Men	Elijah Cross	8.25m	12.212
120m Open Women	Alex Tzilantonis	17.00m	13.632
120m Under 14 Mixed	Sylvie Collie	16.75m	14.752
120m Under 18 Mixed	Adrian Faraja wilson	9.00m	12.797
300m Masters Over 35	Ian Porter	20.00m	36.059
400m Open Men	Jared Glover	22.00m	47.928
400m Open Women	Caitlyn Nicholson	62.00m	54.988
550m Open	Cooper Lubeck	32.00m	1:11
800m Masters Over 45	Dale Millard	160.00m	1:52
1600m Open	Tez Kavanagh-Dando	220.00m	4:12

NEWCASTLE

EVENT	WINNER	H'CP	TIME
70m Open	Hamish Lindstrom	2.50m	7.543
100m Under 18 Boys	Carlo Magbag	4.00m	11.099
100m Under 18 Girls	Mia Greacen	5.00m	11.828
100m Masters Over 35	Leigh Bennett	2.50m	11.427
120m Open Men	HUGH Sharman	7.00m	12.302
120m Open Women	Jess Mead	6.75m	13.821
300m Masters Over 35	Dan Mcgavern	45.00m	35.975
300m Open	Hayden Petherick	35.00m	32.869

FRANKSTON

EVENT	WINNER	H'CP	TIME
70m Open Men	Patrick Martin	4.25m	7.483
70m Open Women	Charlotte Nielsen	7.00m	8.339
100m Masters Over 35	Attila Baranyay	2.00m	11.414
100m Open Men	Patrick Martin	6.50m	10.335
100m Open Women	Madeleine Parris	17.50m	11.517
100m Under 14 Mixed	William Paszko	15.50m	12.019
100m Under 18 Boys	Oakly Davies	10.75m	10.906
100m Under 18 Girls	Kylee Drew	8.50m	11.981
300m Masters Over 35	Ross Langbein	15.00m	36.978
400m Open Men	David Haigh	61.00m	48.523
400m Under 18 Mixed	Lula Parrott	100.00m	48.865
800m Open	Natalie Kennedy	178.00m	1:59
3200m Open	Michael Ryde	130.00m	9:55



WINNERS LIST

2024-2025 Season Race Winners

WANGARATTA			
EVENT	WINNER	H'CP	TIME
70m Open	Mitchell ONeill	2.75m	7.583
70m Restricted	Zane Eddleston	6.00m	7.927
120m Masters Over 35	Paul Hughes	12.50m	13.260
120m Open Men	Corey (SA) Baker	9.25m	12.313
120m Open Women	Jasmine Rowe	12.00m	13.632
120m Under 14 Mixed	Isabella Boulton	8.50m	14.862
120m Under 18 Mixed	Sam Blennerhassett	16.50m	12.676
300m Masters Over 35	Justin Murphy	27.00m	36.274
300m Open Women	Alex Tzilantonis	25.00m	38.570
400m Open Men	Callum Bott	20.00m	46.595
400m Restricted	Emily Fiedler	82.00m	49.717
800m Masters Over 45	David Haigh	90.00m	1:58
800m Open	Kyle Hilson	160.00m	1:56
1600m Open	Derek Collinge	200.00m	4:10

BALLARAT			
EVENT	WINNER	H'CP	TIME
70m Open Men	Steven Coulson	14.00m	7.653
70m Open Women	Jess Mead	4.50m	8.389
120m Masters Over 35	Andrew Drummond	18.75m	13.337
120m Open Men	Jack Hale	2.00m	12.280
120m Restricted	Joel Stapleton	6.50m	12.787
120m Under 14 Boys	Perry Watson	6.25m	14.511
120m Under 14 Girls	Zarli Best	17.00m	14.709
120m Under 18 Boys	Harry McDonough	9.50m	12.798
120m Under 18 Girls	Olivia Parnell	14.00m	13.542
400m Open Men	Lachlan Shanks	34.00m	47.530
400m Open Women	Kathryn O'Dwyer	32.00m	54.477
400m Under 18 Mixed	Hannah Gec	76.00m	48.635
550m Masters Over 35	David Haigh	47.00m	1:17
550m Open	Stuart Aberdein	34.00m	1:11
800m Masters Over 45	Ingrid Woodward	205.00m	1:55
800m Open	Jack OFarrell	128.00m	1:52
800m Open Women	Lucy Polkinghome	90.00m	2:10
1600m Open	James Collier	220.00m	4:09
3200m Open	Liam Hanrahan	130.00m	9:19

JACK GIDDY			
EVENT	WINNER	H'CP	TIME
70m Open	Thomas Tucker	4.00m	7.503
120m Masters Over 35	Aaron de Jager	14.50m	12.938
120m Open Men	Joshua Lotsu	6.00m	12.060
120m Open Women	Mia Greacen	6.50m	13.495
120m Under 18 Boys	Andres Hampel	4.00m	12.730
120m Under 18 Girls	Mia Greacen	4.00m	13.650
300m Masters Over 35	Davina Strauss	54.00m	35.720
300m Open	Ivan Balic	10.00m	34.270

BEACHSIDE			
EVENT	WINNER	H'CP	TIME
70m Open Men	Dash Muir	4.50m	7.563
70m Open Women	Jemma Stapleton	6.25m	8.414
100m Masters Over 35	Arron Downes	8.00m	11.264
100m Open Men	Dash Muir	6.25m	10.328
100m Open Women	Sophie Stokes	13.25m	11.399
100m Under 14 Mixed	Chloe Burrows	24.00m	12.307
100m Under 18 Boys	Jonathan Marraffa	16.75m	10.957
100m Under 18 Girls	Lucy Fraser	15.00m	11.585
300m Masters Over 35	Arron Downes	21.00m	36.414
400m Open Men	Akon Chol	18.00m	46.758
400m Open Women	Alex Tzilantonis	39.00m	52.458
400m Under 18 Mixed	Jazmyn Cartledge	80.00m	48.137
800m Masters Over 45	Lynn Gunning	270.00m	1:57
800m Open	Ryan Antidormi	66.00m	1:52
800m Under 18	Ollie Mayhew-Sharp	96.00m	1:57
1600m Open	Aiden Velton	90.00m	4:01
1600m Open Women	Tilly Williams	220.00m	4:27

SHEPPARTON			
EVENT	WINNER	H'CP	TIME
70m Open	Jake Ireland	2.00m	7.717
120m Masters Over 35	Domenico Condello	19.50m	13.603
120m Open Men	Kevin Brittain	10.00m	12.497
120m Open Women	Sophie Stokes	15.25m	13.772
120m Under 14 Mixed	Macey Hansen	12.00m	14.779
120m Under 18 Boys	Zane Eddleston	7.25m	12.979
120m Under 18 Girls	Macey Hansen	16.50m	14.252
300m Masters Over 35	Dion Paull	6.00m	36.517
400m Open Men	Archer Jones	55.00m	48.704
400m Open Women	Raeleigh Phillips	40.00m	56.937
400m Under 18 Mixed	Sloan Mulholland	40.00m	49.972
800m Open	Olivia Attard	132.00m	1:53
1600m Open	Olivia Attard	285.00m	4:14

CASTLEMAINE			
EVENT	WINNER	H'CP	TIME
70m Open	Corey (SA) Baker	5.25m	7.540
120m Masters Over 35	Noddy Angelakos	6.75m	13.353
120m Open 120m Invitational	Patrick Martin	4.50m	12.795
120m Open Men	Tim Rosen	15.50m	12.362
120m Open Women	Ruby Crisp	13.50m	13.694
120m Under 14 Mixed	Finn Irwin	11.50m	14.742
120m Under 18 Boys	Patrick Kroschel	6.50m	12.633
120m Under 18 Girls	Lacey Williams	13.75m	13.781
300m Masters Over 35	Mohamad Zeed	17.00m	35.811
400m Open Men	Elijah Cross	15.00m	47.930
400m Open Women	Isabella Morgan	35.00m	56.133
400m Restricted	Harriett Fox	96.00m	45.642
800m Open	David Haigh	118.00m	1:53
1600m Masters Over 35	Mark Tapping	350.00m	4:22
3200m Open	Hamish Renkin	290.00m	9:30

WINNERS LIST

2024-2025 Season Race Winners

BENDIGO			
EVENT	WINNER	H'CP	TIME
70m Open Men	Callum James	7.25m	7.614
70m Open Women	Clare De Salis	4.50m	8.321
120m Masters Over 35	Cam Dunbar	8.25m	13.260
120m Open Men	Hugh Hoffmann	9.25m	12.399
120m Open Women	Caitlyn Nicholson	20.50m	13.581
120m Under 14 Mixed	Stella Irwin	29.25m	14.318
120m Under 18 Boys	Jarvis Cartledge	8.00m	13.024
120m Under 18 Girls	Lula Parrott	23.50m	14.028
300m Masters Over 35	John Hilditch	65.00m	35.779
400m Open Men	Jack Lacey	32.00m	45.815
400m Open Women	Stephanie Jinks	28.00m	54.253
400m Under 18 Mixed	Emily Fiedler	82.00m	46.807
800m Masters Over 45	Brett Rollinson	95.00m	1:57
800m Open	Alex Jones	50.00m	1:51
1600m Open	Peter Holland	100.00m	4:08
3200m Open	Michael Ryde	220.00m	8:36

STAWELL			
EVENT	WINNER	H'CP	TIME
70m Open Men	Ivor Metcalf	4.25m	7.656
70m Open Women	Caitlyn Nicholson	12.00m	8.201
1000m Open Invitational	Peyton Craig	3.00m	2:19
100m Restricted	Sami Latu	5.00m	10.685
100m Under 14 Mixed	Perry Watson	3.50m	12.041
100m Under 18 Boys	Harry Scurrah	8.25m	10.656
100m Under 18 Girls	Emily Fiedler	14.75m	11.399
100m Masters Over 35	Jonathon Rogers	11.25m	10.972
120m Open 120m Invitational	Ryan Tarrant	3.50m	12.274
120m Open Men	John Evans	9.75m	11.944
120m Open Women	Bree Rizzo	0.00m	13.521
200m Open	Nicholas Antonino	14.00m	20.283
300m Masters Over 35	John Hilditch	65.00m	34.019
300m Masters Over 35 Series F	Nicole Berridge	30.00m	35.254
400m Open Frontmarkers	Matt Standfield	45.00m	45.742
400m Open Men Backmarkers	Hudson Downes	15.00m	45.751
400m Open Women	Sophie Stokes	38.00m	51.695
400m Under 18 Mixed	Zane Eddleston	45.00m	46.030
550m Open	Michael Chimenton	42.00m	1:10
800m Masters Over 45	Tom Hecimovic	146.00m	1:51
800m Open	Alex Jones	46.00m	1:51
800m Open Women	Declyn Tanner	26.00m	2:07
800m Under 18	William Hayes	114.00m	1:54
1600m Masters Over 35	Mark Boxer	310.00m	4:10
1600m Open Backmarkers	Benjamin Hayes	120.00m	4:00
1600m Open Frontmarkers	Olivia Attard	285.00m	4:00
1600m Open Invitational	Hamish Donohue	70.00m	4:00
1600m Restricted	Tyler Hughes	155.00m	4:13
3200m Open	Benjamin Hayes	200.00m	8:55

GEELONG			
EVENT	WINNER	H'CP	TIME
70m Open Men	John Evans	4.50m	7.713
70m Open Women	Chiara Santiglia	4.25m	8.521
120m Masters Over 35	Jonathon Rogers	13.50m	13.553
120m Open Men	Maki Loukeris	6.00m	12.777
120m Open Women	Armani Anderson	6.00m	14.208
120m Under 14 Mixed	Sara Paszko	13.00m	15.202
120m Under 18 Boys	Cody Lyon	16.50m	13.343
120m Under 18 Girls	Sophie Burrows	16.00m	14.213
300m Masters Over 35	Daniel Martin	33.00m	38.766
300m Open Men	Matt Standfield	34.00m	34.861
400m Open Women	Amber Van eede	24.00m	58.132
550m Open	David Haigh	84.00m	1:15
800m Masters Over 45	Corina Kapusta	190.00m	2:08
800m Open Women	Gabby Sullivan	80.00m	2:22
800m Under 18	Ollie Mayhew-Sharp	76.00m	2:07
1600m Open	Charlie Sutherland	285.00m	4:24

BRAYBROOK			
EVENT	WINNER	H'CP	TIME
70m Masters Over 35	Anne Rossi	13.75m	8.234
70m Open	Tim Rosen	10.00m	7.640
120m Open Men	Cam Dunbar	15.75m	12.929
120m Open Women	Jemma Stapleton	10.75m	14.419
120m Under 14 Mixed	Maria Kasapis	19.50m	14.846
120m Under 18 Boys	Luke Rollinson	9.50m	13.342
120m Under 18 Girls	Greta Zabotto	14.75m	14.337
300m Masters Over 35	Rob Irwin	53.00m	38.748
300m Open Men	Jesse Madigan	24.00m	35.396
300m Under 18	Oscar Kerby	36.00m	36.826
400m Open Women	Charlotte Nielsen	34.00m	56.310
800m Masters Over 45	Christopher Brown	205.00m	2:02
1600m Open	Troy Atkins	220.00m	4:24

RINGWOOD			
EVENT	WINNER	H'CP	TIME
70m Open Men	Aubery Watson	5.75m	7.549
70m Open Women	Isabella Hollins	6.75m	8.266
100m Under 14 Mixed	Frankie Mayhew-sharp	18.50m	11.808
100m Under 18 Boys	Alfie Oglethorpe	15.00m	10.431
100m Masters Over 35	Mohamad Zeed	4.75m	11.079
200m Open	Jared Glover	12.00m	20.442
300m Masters Over 35	Cam Dunbar	18.00m	34.973
300m Open Women	Gabby Sullivan	46.00m	36.989
400m Open Men	Noddy Angelakos	52.00m	46.005
800m Masters Over 45	Rob Irwin	164.00m	1:54
800m Open	Michael Chimenton	54.00m	1:50
800m Under 18	James Crome-Smith	20.00m	2:00
1600m Open	Andrew Sait	200.00m	4:04

* All times are adjusted times exluding track allowances

RUNNING WARRIORS

Most number of Runs

VAL TOP 100 (total runs)

POSITION	NAME	RUNS
1st	Tim Rosen	86
2nd	Cam Dunbar	81
3rd	Zane Eddleston	78
4th	Dion Paull	77
5th	Kylee Drew	76
6th	Ruby Crisp	76
7th	Halle Martin	74
8th	Aubery Watson	70
9th	Sophie Stokes	70
10th	Emily Fiedler	69
11th	Endale Mekonnen	69
12th	Steven Coulson	69
13th	Zarli Best	69
14th	Alex Tzilantonis	64
15th	Jared Glover	64
16th	Mitchell Mullens	64
17th	Mohamad Zeed	64
18th	Nicholas Antonino	64
19th	Olivia Parnell	64
20th	Corey Williams	63
21st	Laura McDougall	63
22nd	Hamish Hopkins	62
23rd	Matt Standfield	61
24th	Noddy Angelakos	60
25th	Lula Parrott	59
26th	Paul Tancredi	59
27th	Sami Latu	59
28th	Daniel Martin	56
29th	Matt Burleigh	56
30th	Sloan Mulholland	56
31st	Caitlyn Nicholson	55
32nd	Dash Muir	55
33rd	Kristerfer Kardakovsl	55
34th	Rob Irwin	55
35th	Callum James	54
36th	Jemma Stapleton	54
37th	Luke Mitchell	54
38th	Richelle Ingram	54
39th	Rob Italia	54
40th	Adrian Bender	53
41st	Hugh Hoffmann	53
42nd	Joel Stapleton	53
43rd	Lachlan Shanks	52
44th	Chris Diegan	51
45th	Jack Colgrave	51
46th	Jasmine Rowe	51
47th	Kelsie Roberts	51
48th	Sam Blennerhassett	51
49th	Harry McDonough	50
50th	Mitchell Iannello	50

POSITION	NAME	RUNS
51st	Tom Perry	50
52nd	Jack Wolff	49
53rd	Jake Ireland	49
54th	Kevin Brittain	49
55th	Macey Hansen	49
56th	Declan Gould	48
57th	Stephanie Jinks	48
58th	Tara Beasley	48
59th	Charlotte Nielsen	47
60th	Sean Davidson	47
61st	Stuart Aberdein	47
62nd	Elijah Cross	46
63rd	Raeleigh Phillips	46
64th	Allira May	45
65th	Archie Minett	45
66th	Attila Baranyay	45
67th	Clea Clifford	45
68th	Domenico Condello	45
69th	Jack Lacey	45
70th	Jarvis Cartledge	45
71st	Kidus Mekonnen	45
72nd	Matthew Harvey	45
73rd	Jesse McKenna	44
74th	Perry Watson	44
75th	Jazmyn Cartledge	43
76th	Andrea Hearne	42
77th	Mia Hetherington	42
78th	Cameron Moss	41
79th	Greg Hilson	41
80th	Isabella Morgan	41
81st	Kathryn O'Dwyer	41
82nd	Maki Loukeris	41
83rd	Katie Moore	40
84th	Marcus Schafer	40
85th	Megan Blair	40
86th	Olivia Barry	40
87th	Chloe Burrows	39
88th	Lucy Zotti	39
89th	Montana Kerr	39
90th	Joshua Young	38
91st	Kyle Hilson	38
92nd	Lachlan Kinnersly	38
93rd	Adrian Faraja Wilson	37
94th	Jack Kinnersly	37
95th	Alicia Crowley	36
96th	Andrew Drummond	36
97th	Chloe Kinnersly	36
98th	Fraser Stott	36
99th	Harriett Fox	36
100th	Mark Glassborow	36

MOST PLACINGS

Final Placings (greater than 2)

NAME	WINS	NAME	2nd's	NAME	3rd's
Sophie Stokes	6	Ruby Crisp	6	Sam Blennerhassett	8
David Haigh	5	Sophie Stokes	6	Bruce Kinnersly	6
Alex Tzilantonis	3	Lucy Zotti	5	Laura McDougall	6
Archie Minett	3	Tim Rosen	5	Ruby Crisp	6
Attila Baranyay	3	Cam Dunbar	4	Perry Watson	5
Caitlyn Nicholson	3	Dion Paull	4	Sloan Mulholland	5
Cam Dunbar	3	Jarvis Cartledge	4	Adrian Bender	4
Cameron Moss	3	Jemma Stapleton	4	Alicia Crowley	4
Elijah Cross	3	Will Boulton	4	Justin Murphy	4
Emily Fiedler	3	Adrian Faraja wilson	3	Mark Tapping	4
Finn Irwin	3	Alex Jones	3	Steven Coulson	4
Isabella Boulton	3	Charlie Sutherland	3	Tom Pellow	4
Jack Kinnersly	3	Davina Strauss	3	Zarli Best	4
Jared Glover	3	Endale Mekonnen	3	Adrian Faraja wilson	3
John Evans	3	Greg Denner	3	Andrea Hearne	3
Kylee Drew	3	Imogen Brownjohn	3	Andrew Drummond	3
Matt Standfield	3	Jack Kinnersly	3	Cam Dunbar	3
Mia Greacen	3	Jared Glover	3	Charlie Sutherland	3
Olivia Attard	3	Jonathan Marraffa	3	Declan Gould	3
Patrick Martin	3	Leigh Bennett	3	Elijah Cross	3
Ross Langbein	3	Mohamad Zeed	3	Gabby Sullivan	3
Tez Kavanagh-Dando	3	Natalie Kennedy	3	Gary Mongta	3
Zane Eddleston	3	Olivia Wilson	3	Hamish Baylis	3
	SEMI	Patrick Martin	3	Jesse Mckenna	3
NAME	FINALS	Richelle Ingram	3	Lula Parrott	3
Ruby Crisp	22	Stefan Catalano	3	Michael Chimenton	3
Jared Glover	21	Tom Hecimovic	3	Sean Davidson	3
Kristerfer Kardakovski	21	Troy Atkins	3	Sophie Stokes	3
Hamish Hopkins	20			Sean Davidson	3
Aubery Watson	19			Sophie Stokes	3
Halle Martin	19				
Sami Latu	19				
Jake Ireland	18				
Jemma Stapleton	17				
Sophie Stokes	17				
Tim Rosen	17				
Tom Perry	17				
Endale Mekonnen	16				
Jasmine Rowe	16				
Jesse Mckenna	16				
Nicholas Antonino	16				
Dash Muir	15				



PRIZEMONEY

Leading season prizemoney winners

PRIZEMONEY		
No.	NAME	PRIZEMONEY
1st	John Evans	\$41,685
2nd	Bree Rizzo	\$40,000
3rd	Nyajima Jock	\$12,001
4th	Sophie Stokes	\$11,165
5th	Asthika (ASH) Koswattage	\$9,350
6th	Jasper Thomas	\$9,350
7th	Ruby Crisp	\$8,380
8th	Chiara Santiglia	\$8,135
9th	Dash Muir	\$7,740
10th	Jemma Stapleton	\$7,715
11th	Elijah Cross	\$6,185
12th	Alex Tzilantonis	\$5,825
13th	Tim Rosen	\$5,260
14th	Mitchell O'Neill	\$5,165
15th	Patrick Martin	\$5,085
16th	Bella Pasquali	\$4,765
17th	Cameron Moss	\$4,700
18th	Jack Hale	\$4,601
19th	Jared Glover	\$4,270
20th	Caitlyn Nicholson	\$4,220
21st	Corey (SA) Baker	\$4,220
22nd	Andrea Hearne	\$4,140
23rd	Cam Dunbar	\$4,130
24th	Jasmine Rowe	\$3,995
25th	Noddy Angelakos	\$3,705
26th	Alex Jones	\$3,450
27th	Clare De Salis	\$3,440
28th	Jesse Cordoma	\$3,180
29th	Tez Kavanagh-Dando	\$3,165
30th	Alexia Loizou	\$3,130
31st	Michael Chimenton	\$3,125
32nd	Emma Carr	\$2,915
33rd	Olivia Attard	\$2,895
34th	Isabella Morgan	\$2,835
35th	Endale Mekonnen	\$2,810
36th	Mohamad Zeed	\$2,760
37th	Matt Standfield	\$2,755
38th	Adrian Bender	\$2,735
39th	Charlotte Nielsen	\$2,650
40th	Ian Porter	\$2,647
41st	Chris Vi	\$2,640
42nd	Gabby Sullivan	\$2,610
43rd	David Haigh	\$2,600
44th	Joshua Lotsu	\$2,560
45th	Hamish Donohue	\$2,500
46th	Ryan Tarrant	\$2,500
47th	Cooper Lubeck	\$2,465
48th	Grace Crowe	\$2,395
49th	Maki Loukeris	\$2,375
50th	Charlie Sutherland	\$2,302
51st	Kylee Drew	\$2,285
52nd	Armani Anderson	\$2,250
53rd	Ilana Grandine	\$2,245
54th	Hudson Downes	\$2,060
55th	Timothy Delahunty	\$2,060
56th	Natalie Kennedy	\$1,990
57th	Madeleine Parris	\$1,960
58th	Kevin Brittain	\$1,945
59th	Aidan Green	\$1,940
60th	Hamish Lindstrom	\$1,930

PRIZEMONEY		
No	STABLE	PRIZEMONEY
1st	Young Guns Track Squad	\$52,100
2nd	Team Fiedler	\$45,879
3rd	POD Squad	\$28,783
4th	Team Ireland	\$19,662
5th	Hippo Athletics	\$18,216
6th	NESP Squad	\$17,085
7th	Kelfit	\$13,706
8th	Speed Clinic	\$13,575
9th	Sandringham Athletics Squad	\$11,711
10th	Under 18 Parent	\$9,597
11th	Fast Squad	\$9,400
12th	Burgess Daniel	\$9,350
13th	MAD Track Team	\$9,050
14th	Team Basso	\$7,740
15th	Paul Bolton	\$6,630
16th	Max Warlow	\$5,990
17th	Martine Beer	\$5,800
18th	Jason Boulton	\$4,765
19th	Watkins Racing	\$4,220
20th	John Gannon	\$4,140
21st	DPS	\$4,037
22nd	Vikings Athletics	\$3,861
23rd	Pride Performance	\$3,645
24th	Mark Howard	\$3,450
25th	a3track	\$2,915
26th	Manny Lewandowski	\$2,790
27th	MattyB Dept	\$2,410
28th	Coops Stable	\$2,363
29th	Daniel Sammut	\$2,290
30th	Binno Squad	\$1,870
31st	RAD Squad	\$1,590
32nd	Team Treleven	\$1,470
33rd	Alistair Tait	\$870
34th	Stable of Fury	\$830
35th	AAD	\$790
36th	Williamstown Youth Dev Sq	\$705
37th	CH	\$675
38th	Camden Athletics	\$660
39th	G-Train Athletics	\$600
40th	RPAC	\$460
41st	Rod Mathews	\$420
42nd	Terry McGarity	\$415
43rd	Bendigo YMCA Harriers	\$400
44th	Tim Eschebach	\$380
45th	Speed Demon Coaching	\$360
46th	Armstrong Athletics	\$200
47th	The Speed Project	\$200
48th	RQS Sprinters	\$160
49th	Brendan Ashcroft	\$100
50th	Marcus Cooper	\$100
51st	Bruce Gulliver	\$85
52nd	Cathy Heijden	\$80
53rd	Impact Squad	\$80
54th	Andrew Muhlhan	\$75
55th	Kraken Athletics	\$75
56th	Grange Track Squad	\$65
57th	Andrew Dawson	\$60
58th	Camden	\$50
59th	Adelaide Velocity	\$40
60th	Bendigo Gold Run Squad	\$30

□ 609 Athletes received Prizemoney

□ 286 Athletes received prizemoney greater than the cost of an Open Membership



EVENT LEGENDS

Most number of runs and fastest

MEN'S

MOST NUMBER OF RUNS		
70m Open Men	Joel Stapleton	18
100m Open Men	Jake Ireland	10
120m Open Men	Hugh Hoffmann	27
200m Men/Open	Nicholas Antonino	9
300m Open Men	Endale Mekonnen	6
	Jack Colgrave	6
400m Open Men	Declan Gould	22
400m Open Men Backmarkers	Stuart Aberdein	22
550m Open	Michael Chimenton	8
	Sean Davidson	8

FASTEST MPS		
Michael Moschou	Warrnambool	8.9216
Hamish Lindstrom	Waverley	9.3328
Lachlan Kennedy	Stawell	9.7915
Cooper Sherman	Stawell	9.5293
Michael Moschou	Warrnambool	8.5510
Patrick Martin	Ballarat	8.3330
Hudson Downes	Stawell	8.4151
Jake Hilson	Essendon	7.3536
Akon Chol	Stawell	7.3346

WOMEN'S

MOST NUMBER OF RUNS		
70m Open Women	Ruby Crisp	25
100m Open Women	Madeleine Parris	8
120m Open Women	Jasmine Rowe	33
200m Women/Open	Chiara Santiglia	6
300m Open Women	Kylee Drew	9
400m Open Women	Kylee Drew	19

FASTEST MPS		
Bella Pasquali	Essendon	8.1827
Jordan McMillan	Warrnambool	8.1044
Maddie Coates	Beachside	8.2770
Bree Rizzo	Stawell	8.8751
Bella Pasquali	Essendon	8.4542
Jessica Payne	Ringwood	7.8574
Alexia Loizou	Waverley	7.5975
Bella Pasquali	Stawell	7.4266

OPEN

MOST NUMBER OF RUNS		
70m Open	Corey Williams	24
120m Open 120m Invitational	N/A	N/A
300m Open	Nicole Ogle	4
400m Open Frontmarkers	N/A	N/A

FASTEST MPS		
Cooper Sherman	Waverley	9.0084
Lachlan Kennedy	Stawell	9.6884
Mitchell O'Neill	Jack Giddy	8.7947
Hamish Lindstrom	Newcastle	8.6539
Lachlan Shanks	Stawell	7.9888

EVENT LEGENDS

Most number of runs and fastest

MASTERS

MOST NUMBER OF RUNS		
70m Masters Over 35	N/A	N/A
100m Masters Over 35	Steven Coulson	13
120m Masters Over 35	Cam Dunbar	13
	Chris Diegan	13
	Domenico Condello	13
300m Masters Over 35	Cam Dunbar	30
300m Masters Over 35 Series	N/A	N/A
550m Masters Over 35	N/A	N/A
800m Masters Over 45	Brendan Bailey	14
	Sue Anderson	14
1600m Masters Over 35	Derek Collinge	3
	Justin Murphy	3
	Luke Matthews	3
	Mike Bryant	3
	Neil Brennan	3
	Rob Irwin	3

FASTEST MPS		
Dion Paull	Braybrook	8.2551
Murray Goodwin	Stawell	8.8557
Ross Langbein	Lancefield	8.8814
Dion Paull	Bendigo	8.8581
Mohamad Zeed	Stawell	8.1645
Dion Paull	Stawell	8.2152
David Haigh	Ballarat	6.5225
Justin Murphy	Bendigo	6.3932
Justin Murphy	Stawell	5.6703

DISTANCE

MOST NUMBER OF RUNS		
800m Open	Sean Davidson	21
800m Open Women	Kirrily Burnett	4
	Sophie Stokes	4
1000m Open Invitational	N/A	N/A
1600m Open	Kyle Hilson	13
1600m Open Backmarkers	N/A	N/A
1600m Open Frontmarkers	N/A	N/A
1600m Open Invitational	N/A	N/A
1600m Open Women	N/A	N/A
3200m Open	Hamish Renkin	5

FASTEST MPS		
Alex Jones	Stawell	6.7875
Declyn Tanner	Stawell	6.1146
Peyton Craig	Stawell	7.1605
Hamish Donahue	Beachside	6.2560
Hamish Baylis	Stawell	6.2658
Olivia Attard	Stawell	5.4841
Hamish Donohue	Stawell	6.3814
Zoe Woods	Beachside	5.2879
Edward Marks	Bendigo	6.1491

EVENT LEGENDS

Most number of runs and fastest

JUNIOR

MOST NUMBER OF RUNS		
100m Under 14 Mixed	Zarli Best	10
120m Under 14 Boys	N/A	N/A
120m Under 14 Girls	N/A	N/A
120m Under 14 Mixed	Zarli Best	19
100m Under 18 Boys	Adrian Faraja wilson	11
	Sam Blennerhassett	11
100m Under 18 Girls	Emily Fiedler	9
100m Under 18 Mixed	N/A	N/A
120m Under 18 Boys	Zarli Best	17
120m Under 18 Girls	Lula Parrott	16
120m Under 18 Mixed	Jarvis Cartledge	5
300m Under 14 Mixed	N/A	N/A
300m Under 18 Mixed	Harry McDonough	4
	Jazmyn Cartledge	4
	Sam Blennerhassett	4
400m Under 18 Mixed	Harry McDonough	15
	Zane Eddleston	15
800m Under 18	Ollie Mayhew-Sharp	5

FASTEST MPS		
Chris Safulu Luki	Ringwood	8.3500
Perry Watson	Ballarat	7.8389
Shakira Lual	Ballarat	7.5697
Luke Harrison	Warrnambool	8.4577
Dash Muir	Essendon	8.9582
Joel Cedric Ebomo Zoalang	Stawell	8.9087
Grace Crowe	Essendon	8.2515
Ella Clogg	Stawell	7.8939
Archie Minett	Cobden	8.5731
Wol Albino	Jack Giddy	9.3240
Patrick Kroschel	Maryborough	8.7321
Mia Greacen	Jack Giddy	8.4982
Tigerlily Kovacic	Ballarat	7.9646
Archie Minett	Seymour	8.8282
Luke Harrison	Warrnambool	7.3815
Harry McDonough	Warrnambool	7.9929
Harry McDonough	Stawell	7.8193
James Crome-Smith	Ringwood	6.5010
Robbie Petrie	Stawell	6.4862

RESTRICTED

MOST NUMBER OF RUNS		
70m Restricted	Andrew Devine	4
	Christian Pasquali	4
	Marcus Schafer	4
100m Restricted	Georgia Boundy	5
120m Restricted	N/A	N/A
400m Restricted	Geoffrey Lam	4
	Jack Kinnersly	4
	Sarah Crowley	4
1600m Restricted	N/A	N/A

FASTEST MPS		
Joel Stapleton	Rye	8.5957
Hyuga Nishimura	Essendon	8.9843
Preston Degarnham	Stawell	8.9818
Joel Stapleton	Ballarat	8.8762
Adrian Faraja wilson	Castlemaine	7.5238
Liam Stocky	Stawell	5.8306

FINANCIAL OVERVIEW

Financial Snapshot

2020-2022	2021-2022	2022-2023	2023-2024	Operating Results	2024-2025	VAR (1YR)	VAR (4YR)
\$	\$	\$	\$	INCOME	\$		
77,410	62,004	100,668	95,673	Membership	117,449	23%	52%
146,624	209,415	236,418	256,210	Entries	300,676	17%	105%
2,000	20,800	14,000	18,600	Sponsorship	53,240	186%	2562%
69,900	10,450	-	-	Government Grants	0	0%	-100%
20,163	18,081	37,878	40,908	Other	6,531	-84%	-68%
316,097	320,750	388,964	411,391	Total Income	477,896	16%	51%
EXPENSES							
92,615	106,690	135,034	162,234	Club Payments	166,060	2%	79%
154,258	177,845	183,252	160,732	Meeting/Event/Staff Costs	186,113	16%	21%
7,243	5,872	3,372	2,512	Depreciation	2,457	-2%	-66%
69,458	48,713	62,442	82,316	Other Expenses	91,025	11%	31%
323,574	339,120	384,100	407,794	Total Expenses	445,656	9%	38%
-7,477	-18,370	4,864	3,597	(Deficit)/Surplus for the year	32,240	796%	531%

Victorian Athletic League – Financial Summary 2024–2025

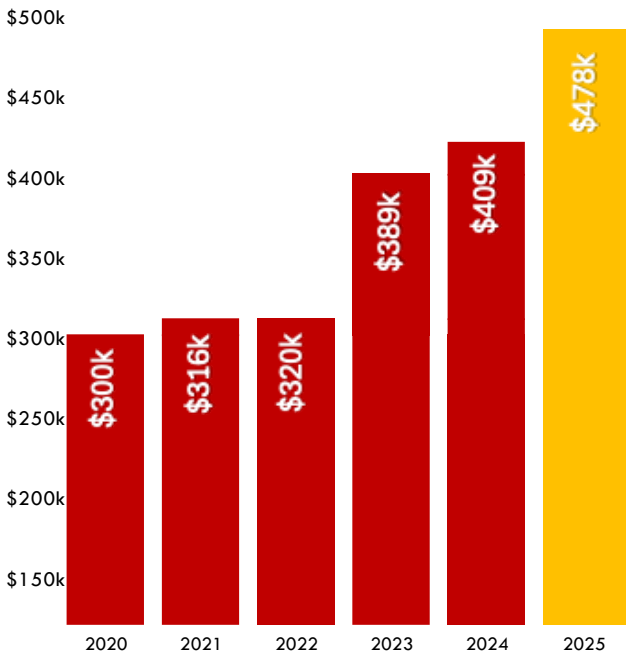
The Victorian Athletic League recorded an operating profit of \$32,340 for the 2024–2025 financial year. Notably, revenue increased by 16% compared to the previous year, largely driven by strong growth in athlete entries across all meetings. This positive trend not only contributed to the League's financial position but also resulted in increased entry fee payments to clubs. As participation continues to rise, additional resourcing will be required to ensure events maintain the high standards expected by athletes, clubs, and stakeholders.

This year's surplus reflects the collective efforts of many, including the successful acquisition of new sponsorships. We were particularly pleased to welcome Williams Shoes (www.williamsshoes.com.au) as a key sponsor of the League and selected events. We extend our sincere thanks to Williams for their support and encourage athletes and supporters to visit their stores or website when purchasing their next pair of shoes.

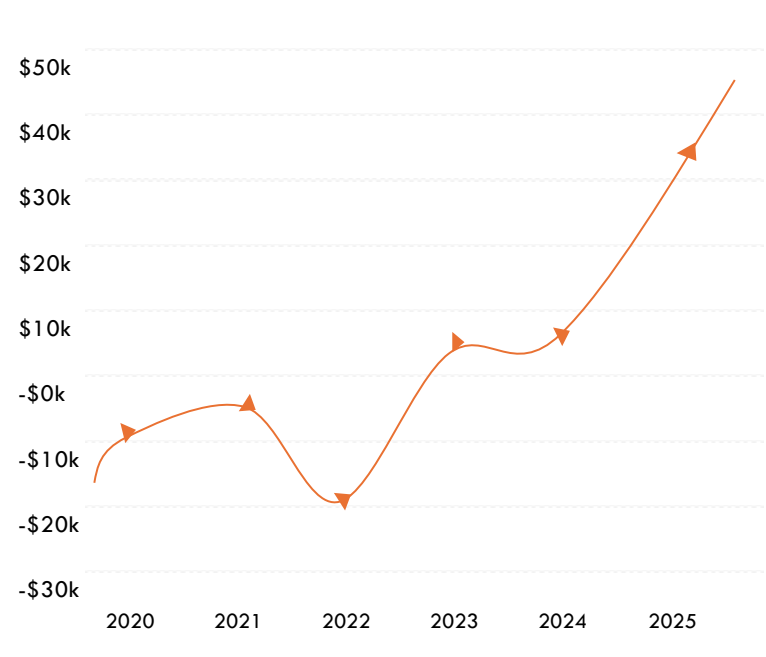
Expenditure rose moderately, primarily due to targeted investments in equipment and an increase in operational costs at events. These included additional honorarium payments and accommodation expenses for our valued volunteers. We also incurred costs associated with the integration and continuous improvement of our new competition management and back-office systems, including alignment with our website.

The Board remains committed to maintaining a sustainable financial position. Over the past four years, League revenue has grown by 51%, enabling stronger operational support and the creation of a provision to fund future equipment replacement and infrastructure needs.

Operating Revenue (Chart 1)



Operating Surplus/Deficit (Chart 2)



SEASON CALENDAR [Draft]

SEASON CALENDAR

2025 - 2026

OCTOBER

SAT 25th	Cobden
SUN 26th	Mortlake

NOVEMBER

SAT 1st	-
SAT 8th	Essendon
SAT 15th	Lancefield
SAT 22nd	Macksville (NSW)
SAT 29th	Warrnambool
SUN 30th	Terang

DECEMBER

SUN 7th	Waverley
SAT 13th	Seymour
SAT 20th	-
SAT 27th	Bay Sheffield (SA)
SUN 28th	Bay Sheffield (SA)

JANUARY

THU 1st	Maryborough
SUN 4th	Portarlington
SUN 4th	Newcastle (NSW)
SAT 10th	Rye
SAT 17th	Frankston
SAT 24th	Wangaratta
SAT 31st	Beachside

FEBRUARY

SUN 1st	Camden (SA)
SAT 7th	Ballarat
SUN 8th	Ballarat
SAT 14th	Keilor
SAT 21st	Loxton (SA)
SUN 22nd	Castlemaine
SAT 28th	Shepparton*

MARCH

SUN 1st	Jack Giddy (NSW)
SAT 7th	Bendigo
SAT 14th	Geelong
SAT 21st	Ringwood*
SAT 28th	Braybrook

APRIL

SAT 4th	Stawell
SUN 5th	Stawell
MON 6th	Stawell

LIFE MEMBERS

B

W Beckwith
J Blair Crooks
N Blennerhassett
S Bradley
M Boyes

C

F Connell

D

P Donovan
T Du Bourg
S Dunbar
R F Dunbar

G

G Goldsworthy
P Gray

H

J Holloway
T Hopkins
S Hurst
J Henry
M Hipworth

I

G Ireland

K

P J Kelly
P Kelly (Snr)
J King

M

G Macdonald
B Marantelli
M Martin
T McGarity
W Meechan
B Milligan
B Morgan
A McManus

N

A E Neil

O

T O'Donnell

P

J Pearce
H Peucker

R

G Ross

S

A G Salter
B Sutton

W

M Webster
B Woodbridge



VAL PARTNERS

WILLIAMS

VAL GOLD SPONSORS



VAL SPONSORS



APPENDICIES

Item
2025 Annual General Meeting - AGENDA
2024 Annual General Meeting - Minutes
2024 - 2025 Annual Financial Statements



AUDITED FINANCIALS

**Auditors and Consultants**

ABN 27 423 269 971

*Liability limited by a scheme approved under
Professional Standards Legislation*21 Thomas Street
Heathcote Vic 3523

Tel: (03) 5433 2300

Postal Address:

PO Box 465
Heathcote Vic 3523**VICTORIAN ATHLETIC LEAGUE INC.****Victorian Incorporated Association Number – A0037046B****ANNUAL REPORT AND
FINANCIAL STATEMENTS
FOR YEAR ENDED 30 APRIL 2024**

VICTORIAN ATHLETIC LEAGUE INC.

Victorian Incorporated Association number A0037046B

**REPORTS AND FINANCIAL STATEMENTS
FOR THE PERIOD FROM 1 MAY 2024 TO 30 APRIL 2025**

VICTORIAN ATHLETIC LEAGUE INC.

Victorian Incorporated Association number A0037046B

REPORTS AND FINANCIAL STATEMENTS 30 APRIL 2025

C O N T E N T S

	<u>Page</u>
Report of the Directors	3
Assurance Practitioner's Independence Statement	6
Statement by the Directors	7
Statement of Financial Position	8
Statement of Financial Performance	9
Statement of Changes in Equity	10
Cash Flow Statement	11
Notes to the Financial Statements	12
Directors Declaration	19
Independent Assurance Practitioner's Review Report	20
Attachments:	
1. Profit and Loss Statement	
2. Balance Sheet	

VICTORIAN ATHLETIC LEAGUE INC.
Victorian Incorporated Association number A0037046B

REPORT OF THE BOARD OF DIRECTORS

The directors submit their report together with the audited financial statements of the association for the period from 1 May 2024 to 30 April 2025.

DIRECTORS

The directors of the association in office at the date of this report are:-

- Matt McDonough - President
- Katie Moore - Vice-President.
- Mathew Boyes – Director
- Craig Burnett- Director
- Dominic Condello – Director
- Todd Ireland – Director
- Les Williams – Director
- David Griffin – Director
- Diane Tzilantonis - Director
- Kirrily Burnett - Director/VRTA Representative

PRINCIPAL ACTIVITIES

The principal activities of the association during the period, being 1 May 2024 to 30 April 2025 were the organisation of professional running events within Victoria for the benefit of Athletic Clubs and their members.

DIVIDENDS

The directors did not offer any dividends or distributions to the members as such action is prohibited by The Associations Incorporation Reform Act 2012.

REVIEW OF OPERATIONS

	<u>2025</u>	<u>2024</u>	<u>2023</u>
• Operating Revenue, excluding Capital Gains	477,896	408,691	388,964
• Capital Gains		0	0
• Operating Profit/(Loss)	32,240	3,597	4,864
• Net Assets	109,902	77,662	74,065

Income of the league has improved this season as result of increased sponsorship and athlete numbers, expenditure has increase inline, which has resulted in the improved profit made by the league overall for the financial year.

SIGNIFICANT CHANGES IN THE STATE OF AFFAIRS

There were no significant changes in the state of affairs of the association during the 2025 year, taking into consideration comments in this report.

MATTERS SUBSEQUENT TO THE END OF THE YEAR

There have been no circumstances or matters identified or that the directors are aware of that will impact on, have an effect on:

1. the operations of the association in future years;
2. the results of those operations in future years; and
3. the association's state of affairs in future years.

ENVIRONMENTAL REGULATIONS

There are no significant environmental regulations likely to impact on the association at this time.

The safety and wellbeing of members and families, employees and the community in general have, and will be monitored. The directions and instructions provided by Governments and the Health Department have, and will continue to be followed, ensuring the safety of all to the best of the association's ability to operate.

INSURANCE OF ASSOCIATION OFFICERS

A strategic decision was made by the directors that insurance cover for claims made against individual association officers should not be taken out during the year. This decision was made on the grounds that minimal, or no risk of claims being made exists. This matter may be reviewed. This personal insurance cover is for alleged wrongful acts committed by them in the management of the association and reimbursement to the association for those amounts which it is legally obliged to pay to directors and officers for losses caused by such wrongful acts.

PROCEEDINGS ON BEHALF OF THE ASSOCIATION

No person has applied to the court under Section 237 of the *Corporations Act 2001* for leave to bring proceedings on behalf of the association, or to intervene in any proceedings to which the association is a party, for the purpose of taking responsibility on behalf of the association for all or part of those proceedings.

No proceedings have been brought or intervened in on behalf of the association with leave of the court under Section 237 of the *Corporations Act 2001*.


DIRECTORS' CONTRACTUAL BENEFITS

Except as disclosed in the accompanying financial statements, since the date of incorporation, no member of the board of directors has received or become entitled to receive a benefit which is required to be disclosed by reason of a contract made by the association or a related corporation with the member of the board of directors or with a firm of which he or she is a member, or with an association in which he or she has a substantial financial interest.

AUDITORS

The accounts for the period 1 May 2024 to 30 April 2025 were reviewed by Graeme Fleming in accordance with Section 96 of The Associations Incorporation Reform Act 2012. A resolution has been passed by the members of Victorian Athletic League Inc. that Graeme Fleming be appointed as Auditor for the 2025 year. This resolution is to remain in force until an amending resolution is passed by the members.

On behalf of the Board of Directors



.....
Matt McDonough
 President



.....
Mathew Boyes
 Director

Dated 22 May 2025

VICTORIAN ATHLETIC LEAGUE INC.
Victorian Incorporated Association number A0037046B

**ASSURANCE PRACTITIONER'S INDEPENDENCE DECLARATION
UNDER SECTION 96(1) OF THE ASSOCIATIONS INCORPORATION
REFORM ACT 2013 TO THE DIRECTORS OF
VICTORIAN ATHLETIC LEAGUE INC.**

I declare that, to the best of my knowledge and belief, during the year ended 30 April 2025 there has been:

- i) no contraventions of the auditor independence requirements as set out in The Associations Incorporation Reform Act 2012 in relation to the audit, and
- ii) no contraventions of any applicable code of professional conduct in relation to the audit.

Signed 22 day of May 2025



.....
Graeme J. Fleming B.Bus (Acctg) MIPA FGIA
Professional membership number 230990
21 Thomas Street
HEATHCOTE VIC 3053

VICTORIAN ATHLETIC LEAGUE INC.
Victorian Incorporated Association number A0037046B

STATEMENT BY THE DIRECTORS

In the opinion of the directors of Victorian Athletic League Inc.:-

- (a) the accompanying balance sheet, income statement and statement of changes in equity together with the notes thereto are drawn up so as to give a true and fair view of the state of affairs of the association as at 30 April 2025 and the results of the business and changes in equity of the association during the year ended 30 April 2025; and
- (b) at the date of this statement there are reasonable grounds to believe that the Association will be able to pay its debts as and when they fall due.

The directors have, on the date of this statement, authorised these financial statements for issue.

On behalf of the Board of Directors

Signed 22 May 2025



.....
Matt McDonough
President



.....
Mathew Boyes
Director

VICTORIAN ATHLETIC LEAGUE INC.
Victorian Incorporated Association number A0037046B

STATEMENT OF FINANCIAL POSITION AS AT 30 APRIL 2025

	Note	A\$ <u>2025</u>	A\$ <u>2024</u>
Members Equity			
• Accumulated Funds		77,662	74,065
• Total Income for the Year		<u>32,240</u>	<u>3,597</u>
• Total		\$109,902	\$77,662
Current Assets			
• Cash on Hand and in Bank	7	204,016	74,673
• Trade and Other Receivables	6	9,665	13,157
• Financial Assets/Investments	9	0	0
• Inventories	5	<u>0</u>	<u>0</u>
• Total		\$213,681	\$87,830
Current Liabilities			
• Trade and Other Payables	8	107,804	14,050
• Bank	7	<u>0</u>	<u>0</u>
• Total		\$107,804	\$14,050
Net Current Assets/ (Liabilities)		\$105,877	\$73,780
Non-Current Assets			
• Financial Assets/Investments		0	0
• Plant & Equipment (WDV)	4	<u>5,225</u>	<u>7,682</u>
• Total		\$5,225	\$7,682
Non-Current Liabilities			
• Other Loans		1,200	3,800
• Government Grant Provisions		0	0
• Hire Purchase		<u>0</u>	<u>0</u>
• Total		\$1,200	\$3,800
Net Assets/ (Liabilities)		\$109,902	\$77,662

The annexed notes form an integral part of and should be read in conjunction with these financial statements.

VICTORIAN ATHLETIC LEAGUE INC.
Victorian Incorporated Association number A0037046B

**STATEMENT OF FINANCIAL PERFORMANCE
FOR THE PERIOD FROM
1 MAY 2024 TO 30 APRIL 2025**

	Note	A\$ <u>2025</u>	A\$ <u>2024</u>
• Revenue	10	477,896	408,691
• Gross Earnings		477,896	408,691
• Operating Expenses		445,656	405,094
• Miscellaneous Income		0	
• Miscellaneous Expenses		<u>0</u>	<u>0</u>
• Net Operating Profit/(Loss)		32,240	3,597
• Extraordinary Item		<u>0</u>	<u>0</u>
• Net Profit/(Loss)		32,240	3,597
• Taxation		<u>0</u>	<u>0</u>
• Net Profit/(Loss) After Tax		\$32,240	\$3,597

The annexed notes form an integral part of and should be read in conjunction with these financial statements.

VICTORIAN ATHLETIC LEAGUE INC.
Victorian Incorporated Association number A0037046B

STATEMENT OF CHANGES IN EQUITY
FOR THE PERIOD FROM
1 MAY 2024 TO 30 APRIL 2025

	A\$ <u>2025</u>	A\$ <u>2024</u>
Members Equity		
• Balance as at 1 May 2024	77,662	74,065
• Profit/(Loss) for the Period	<u>32,240</u>	<u>3,597</u>
• Balance as at 30 April 2025	\$109,902	\$77,662

The annexed notes form an integral part of and should be read in conjunction with these financial statements.

VICTORIAN ATHLETIC LEAGUE INC.
Victorian Incorporated Association number A0037046B
(Incorporated in Australia)

**CASH FLOW STATEMENT
YEAR ENDED 30 APRIL 2025**

	A\$ <u>2025</u>	A\$ <u>2024</u>
CASH FLOWS FROM OPERATING ACTIVITIES		
• Receipts from member clubs and contestants	427,390	391,421
• Sponsorships and Fundraising	53,240	18,600
• Other Income		0
• Interest received	758	612
• Interest paid	(0)	
• Payments to suppliers & employees	(349,445)	(438,269)
• Net Cash flow from operating activities	\$131,943	\$(27,636)
CASH FLOW FROM INVESTING ACTIVITIES		
• Purchase of plant & equipment	0	0
• Proceeds from sale of property plant and equipment	0	0
• Purchase of investments	0	0
• Net cash flow/(outflow) from investing activities	\$0	\$0
CASH FLOW FROM FINANCING ACTIVITIES		
• Net Proceeds/(Repayment) from borrowings	(2,600)	(689)
• Net cash flow/(outflow) from financing activities	\$(2,600)	\$(689)
• Net increase/(decrease) in cash	\$129,343	\$(28,325)
• Cash in Bank 1 May 2024	\$74,673	\$102,998
• Cash in Bank 30 April 2025	\$204,016	\$74,673

VICTORIAN ATHLETIC LEAGUE INC.
Victorian Incorporated Association number A0037046B

NOTES TO THE FINANCIAL STATEMENTS
30 APRIL 2025

1. PRINCIPAL ACTIVITIES

The principal activity of the association is to organise and operate professional running events for the benefit of the Athletic Clubs and their members.

2. SUMMARY OF SIGNIFICANT ACCOUNTING POLICIES

Victorian Athletic League Inc. is an association incorporated and domiciled in Australia with its registered office at Lakeside Stadium Albert Park.

(a) Statement of Compliance

These financial statements have been prepared in accordance with the Australian Accounting Standards issued by the Australian Accounting Standards Board and the disclosure requirements of Chapter 2M of the Corporations Law.

(b) Basis of Financial Statements Preparation

The financial statements, expressed in Australian dollars, are prepared on the historical cost basis.

(c) Non-current Assets

Non-current assets are stated at cost less accumulated depreciation. Depreciation is calculated on a diminishing value basis so as to write off the cost of plant and equipment over their estimated useful lives as follows:-

• Plant and Equipment	9-11 years
• Office Equipment	3-5 years
• Database	5 years

The above rates are consistent with the prior period and are reviewed annually to ensure they reflect the remaining useful life of each asset.

(d) Taxation

The Association is registered as a "not for profit organisation" in accordance with of The Income Tax Assessment Act (ITAA97 and ITAA36) and is not required to lodge income tax returns.

VICTORIAN ATHLETIC LEAGUE INC.
Victorian Incorporated Association number A0037046B

NOTES TO THE FINANCIAL STATEMENTS
30 APRIL 2025 (CONT'D)

2. SUMMARY OF SIGNIFICANT ACCOUNTING POLICIES (CONT'D)

(e) Inventories

The association does carry any inventories at this time. In the event that it becomes necessary; Inventories are carried at the lower of cost and net realisable value. Cost is calculated using the first-in, first-out method and comprises all cost of purchases and other costs incurred in bringing the inventories to their location and condition at that time. Net realisable value is the estimated selling price in the ordinary course of business less the estimated costs of completion and the estimated costs necessary to make the sale.

(f) Other Receivables

Other receivables are stated at the actual recoverable amounts.

(g) Other Payables

Other payables are stated at cost.

(h) Revenue Recognition

Provided it is probable that the economic benefits will flow to the association and the revenue and costs, if applicable, can be measured reliably, revenue is recognised in the income statements when goods/services are delivered at the customers' nominated premises which is taken to be the point in time when the customer has accepted the goods/services and the related risks and rewards of ownership.

(i) Translation of Foreign Currencies

Monetary assets and liabilities in foreign currencies are translated into Australian dollars at rates of exchange closely approximate to those ruling at the balance sheet date and transactions in foreign currencies during the year are translated at rates closely approximate to those ruling on transaction dates. Translation differences are dealt with through the income statement.

VICTORIAN ATHLETIC LEAGUE INC.
Victorian Incorporated Association number A0037046B

NOTES TO THE FINANCIAL STATEMENTS
30 APRIL 2025 (CONT'D)

2. SUMMARY OF SIGNIFICANT ACCOUNTING POLICIES

(j) Impairment

The carrying amounts of the association's assets, other than inventories, are reviewed at each balance sheet date to determine whether there is any indication of impairment. If any such indication exists, the asset's recoverable amount is estimated. For intangible assets that are not yet available for use, the recoverable amount is estimated at each balance sheet date. An impairment loss is recognised whenever the carrying amount of an asset or its cash-generating unit exceeds its recoverable amount. All impairment losses are recognised in the income statement. An impairment loss is reversed if there has been a change in the estimates used to determine the recoverable amount. An impairment loss is only reversed to the extent that the asset's carrying amount does not exceed the carrying amount that would have been determined, net of depreciation or amortisation, if no impairment loss had been recognised. All reversals of impairment are recognised in the income statement.

(k) Provisions

Provisions are recognised when the association has a present obligation as a result of a past event where it is probable that it will result in an outflow of economic benefits that can be reasonably estimated.

(l) Financial Instruments

Financial assets and financial liabilities carried on the balance sheet include cash and cash equivalents, other receivables and payables. The accounting policies on recognition and measurement of these items are disclosed in the respective accounting policies found in these Notes.

(m) Related Parties

For the purposes of these financial statements, parties are considered to be related if one party has the ability, directly or indirectly, to control the other party or exercise significant influence over the party in making financial and operating decisions, or vice versa, or where the parties are subject to common control or common significant influence. Related parties may be individuals or other entities.

VICTORIAN ATHLETIC LEAGUE INC.
Victorian Incorporated Association number A0037046B

NOTES TO THE FINANCIAL STATEMENTS
30 APRIL 2025 (CONT'D)

4. NON-CURRENT ASSETS

	A\$ <u>2025</u>	A\$ <u>2024</u>
• Plant & Equipment	63,907	63,907
• Accumulated Depreciation	<u>(61,364)</u>	<u>(59,801)</u>
• Computer Equipment	0	0
• Accumulated Depreciation	<u>0</u>	<u>0</u>
• Database	0	0
• Accumulated Amortisation	<u>0</u>	<u>0</u>
• Motor Vehicle	44,951	44,951
• Accumulated Depreciation	<u>(42,269)</u>	<u>(41,375)</u>
• Total	\$5,225	\$7,682

5. INVENTORIES

No inventories are carried at this time.

6. TRADE AND OTHER RECEIVABLES

The amounts receivable represents deposits and balances outstanding on payments due from Member Clubs.

	A\$ <u>2025</u>	A\$ <u>2024</u>
• Current to 30 Days	3,589	13,157
• 30-60 Days	5,500	0
• 60-90 Days	193	0
• Over 90 Days	<u>383</u>	<u>0</u>
• Total	\$9,665	\$13,157

VICTORIAN ATHLETIC LEAGUE INC.
Victorian Incorporated Association number A0037046B

NOTES TO THE FINANCIAL STATEMENTS
30 APRIL 2025 (CONT'D)

7. CASH AND EQUIVALENTS

The amount of Cash and Equivalents represents funds held in bank accounts on behalf of the association and any cash on hand.

	A\$ <u>2025</u>	A\$ <u>2024</u>
• Cash on Hand	0	0
• Bendigo Bank	188,242	57,951
• Bendigo Bank – Cash Card	774	1,626
• La Trobe	15,000	15,000
• Pay Pal	<u>0</u>	<u>96</u>
• Total	204,016	\$74,673

8. TRADE CREDITORS AND OTHER PAYABLES

The amounts payable represents deposit and balance outstanding payable to member clubs and other statutory payables, as stated.

	A\$ <u>2025</u>	A\$ <u>2024</u>
• Trade Creditors	107,057	10,311
• GST Payable/(Refundable)	(1,168)	(2,285)
• Withholding Taxes	1,094	5,712
• Superannuation Payable	<u>821</u>	<u>312</u>
• Total	107,804	\$14,050

9. INVESTMENTS

	A\$ <u>2025</u>	A\$ <u>2024</u>
• Current	0	0
• Non-Current	<u>0</u>	<u>0</u>
• Total	\$ 0	\$ 0

VICTORIAN ATHLETIC LEAGUE INC.
Victorian Incorporated Association number A0037046B

NOTES TO THE FINANCIAL STATEMENTS
30 APRIL 2025 (CONT'D)

10. REVENUE

Revenue represents invoiced value of fees charged to the participants in professional running events organised on behalf of member clubs, various fundraisings and other associated earnings, as stated.

	A\$ <u>2025</u>	A\$ <u>2024</u>
Income		
• Event Entry Fees etc.	300,676	256,210
• Registration Fees	117,449	95,673
• Club Deposits	5,727	5,182
• Sponsorship and Grants	53,240	18,600
• Fines and Appeals	46	366
• Interest Received	758	612
• Government Grants Received	0	0
• Other Revenue	<u>0</u>	<u>32,048</u>
• Total	\$477,896	\$408,691
Total Revenue	\$477,896	\$408,691

11. FINANCIAL RISK MANAGEMENT

Credit risk

Credit risk refers to the risk that debtors will default on their obligations to repay the amounts due to the association, resulting in a loss to the association. The association has adopted procedures in extending credit terms to customers and in monitoring its credit risk. The credit policy on extending credit terms to customers includes assessing and evaluating of customers' creditworthiness and financial standing. Management also closely monitors all outstanding debts and reviews the collectability of trade debtors periodically. The maximum exposure to credit risk is represented by the carrying amount of each financial asset in the balance sheet.

Foreign exchange risk

The association does not carry any foreign exchange risk.

Liquidity risk

Liquidity risk refers to the risk in which the association is unable to meet its short-term obligations. Liquidity risk is minimal and is managed by matching the payment and receipts cycles. The association's operations are financed mainly through trade financing and member clubs' funding.

Fair values

The carrying amounts of the financial assets and liabilities approximate their fair values as at balance sheet date due to their relatively short-term maturity.

12. COMPARATIVE FIGURES

Comparative figures for the association for the year ended 30 April 2024 are provided in these financial statements.

VICTORIAN ATHLETIC LEAGUE INC.
Victorian Incorporated Association number A0037046B

DIRECTORS' DECLARATION

The directors have determined that this financial report should be prepared in accordance with the accounting policies described in Note 1 to the financial statements.

The directors of the association declare that:

1. The financial statements and notes, as set out on pages 8 to 17, are in accordance with the Corporations Act 2001, and:
 - (a) comply with Accounting Standards as described in Note 1 to the financial statements and the Corporations Regulations 2001; and
 - (b) give a true and fair view of the association's financial position as at 30 April 2025 and of its performance for the year ended on that date in accordance with the accounting policies described in Note 1 to the financial statements.
2. In the directors' opinion there are reasonable grounds to believe that the Association will be able to pay its debts as and when they become due and payable.

This declaration is made in accordance with a resolution of the Board of Directors:



.....
Matt McDonough
President



.....
Mathew Boyes
Director

Dated 22 May 2025



Auditors and Consultants

ABN 27 423 269 971

*Liability limited by a scheme approved under
Professional Standards Legislation*

83 High Street

Tel: (03) 5433 2300

Heathcote Vic 3523

Postal Address:

PO Box 465

Heathcote Vic 3523

Heathcote Vic 3523

INDEPENDENT ASSURANCE PRACTITIONER'S REVIEW REPORT

TO:
THE MEMBERS OF
VICTORIAN ATHLETIC LEAGUE INC.
FOR THE YEAR ENDED 30 APRIL 2025

Report on the Financial Report

I have reviewed the accompanying financial report for the year ended 30 April 2025 of Victorian Athletic League Inc., which comprises the balance sheet as at 30 April 2025, and the income statement, statement of changes in equity and cash flow statement for the year ended on that date, a statement or description of significant accounting policies, other selected explanatory notes and the declaration of the Board of Directors

The Board of Directors Responsibility for the Financial Report

The Board of Directors of the Incorporated Association are responsible for the preparation and fair presentation of the financial report in accordance with the Rules of Association. This responsibility includes establishing and maintaining internal control relevant to the preparation and fair presentation of the financial report that is free from material misstatement, whether due to fraud or error; selecting and applying appropriate accounting policies; and making accounting estimates that are reasonable in the circumstances.

Assurance Practitioner's Responsibility

My responsibility is to express a conclusion on the financial report based on my review. I conducted my review in accordance with *Standard Review Engagements ASRE 2400 - Review of a Financial Report Performed by an Assurance Practitioner Who is Not the Auditor of the Entity*, in order to state whether, on the basis of the procedures described, anything has come to my attention that causes me to believe that the financial report is not presented fairly, in all material respects, in accordance with the accounting policies described in Note 1 to the financial statements. ASRE 2400 requires me to comply with the requirements of the applicable code of professional conduct of a professional accounting body. A review of an annual financial report consists of making enquiries, primarily of persons responsible for financial and accounting matters, and applying analytical and other review procedures. A review is substantially less in scope than an audit conducted in accordance with Australian Auditing Standards and consequently does not enable me to obtain assurance that I would become aware of all significant matters that might be identified in an audit. Accordingly, I do not express an audit opinion.

Independence

In conducting my review, I have complied with the independence requirements of the Australian professional accounting bodies.

Conclusion

Based on my review, which is not an audit, nothing has come to my attention that causes me to believe that the financial report of Victorian Athletic League Inc. does not present fairly, in all material respects, or give a true and fair view of the financial position of the Incorporated Association as at 30 April 2025, and of its financial performance and its cash flows for the year ended on that date, in accordance with the accounting policies described in Note 1 to the financial statements.

Report on Other Legal and Regulatory Requirements

In undertaking this review there is nothing that has come to my attention that leads me to believe that the Board of Directors has not complied with the Associations Incorporation Reform Act 2012 or any other statutory obligation that I am qualified to comment on.

AUDAX CONSULTING



.....
Graeme J. Fleming B.Bus (Acctg) MIPA FGIA
 Professional membership number 230990

Dated 22 May 2025

Audax Consulting

Page 21 of 21 pages

Profit and Loss

Victorian Athletic League Inc For the year ended 30 April 2025

	2025	2024
Trading Income		
Club Deposits	5,727.33	5,181.87
Entry Fees	300,675.83	256,210.35
Fines & Appeals	45.45	366.00
Interest Income	758.42	611.78
Registrations	117,448.62	95,672.73
Sponsorship, Grants & Other	53,240.09	53,348.21
Total Trading Income	477,895.74	411,390.94
Gross Profit	477,895.74	411,390.94
Operating Expenses		
Accommodation	2,727.27	-
Audit Fees	1,950.00	1,900.00
Bank Fees	524.53	188.95
Club Payments	146,845.16	162,234.26
Depreciation	2,457.00	2,512.00
Entertainment	450.00	214.98
Equipment	6,686.00	6,868.70
Events/Conferences	7,309.28	5,813.51
General Expenses	3,156.71	2,558.79
Insurance	5,066.63	8,380.20
Meeting/Event/Staff Costs	179,874.91	150,899.03
Motor Vehicle Expenses	2,547.12	2,383.29
Office Expenses	859.83	1,230.99
Parking	-	17.91
Rent	21,210.30	19,741.88
Sashes & Singlets	1,979.00	2,959.00
Subscriptions	1,224.95	1,700.96
Sundry Expense	-	10.57
Superannuation	4,590.16	8,046.77
Telephone & Internet	214.19	503.27
Tolls - Citylink	-	272.73
Travel - National	19,945.86	14,009.66
Uniform	2,726.60	-
VRTA Payment	2,226.00	2,700.00
Website/IT/Podcast/Livestream	29,436.02	10,860.95
Workers Compensation	1,648.34	1,785.88
Total Operating Expenses	445,655.86	407,794.28
Net Profit	32,239.88	3,596.66

Balance Sheet

Victorian Athletic League Inc
As at 30 April 2025

	30 APR 2025	30 APR 2024
Assets		
Bank		
Cashcard	773.47	1,625.89
Cheque Account	188,242.19	57,951.25
Latrobe	15,000.00	15,000.00
VAL Pay Pal	-	96.08
Total Bank	204,015.66	74,673.22
Current Assets		
Accounts Receivable	9,665.00	-
Sundry Debtor	-	13,156.54
Total Current Assets	9,665.00	13,156.54
Fixed Assets		
Less Accumulated Depreciation on Office Equipment	(61,364.00)	(59,801.00)
Less Accumulated Depreciation Vehicle	(42,269.00)	(41,375.00)
Motor Vehicle	44,951.18	44,951.18
Office Equipment	63,906.53	63,906.53
Total Fixed Assets	5,224.71	7,681.71
Total Assets	218,905.37	95,511.47
Liabilities		
Current Liabilities		
Accounts Payable	80,565.90	-
GST	(1,168.24)	(2,285.00)
PAYG Withholdings Payable	1,094.00	5,712.00
Sundry Creditor	26,491.58	10,311.00
Superannuation Payable	821.00	312.22
Total Current Liabilities	107,804.24	14,050.22
Non-current Liabilities		
Loan (MB)	1,200.00	3,800.00
Total Non-current Liabilities	1,200.00	3,800.00
Total Liabilities	109,004.24	17,850.22
Net Assets	109,901.13	77,661.25
Equity		
Current Year Earnings	32,239.88	3,596.66
Retained Earnings	77,661.25	74,064.59
Total Equity	109,901.13	77,661.25